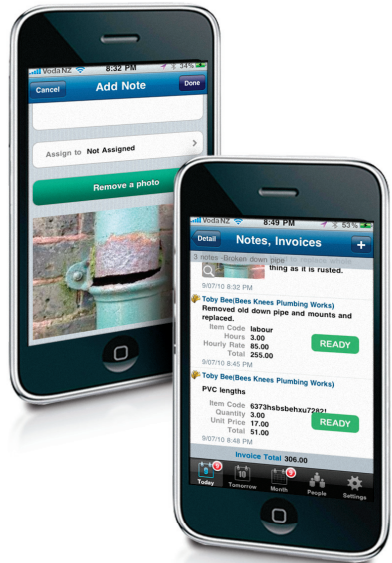




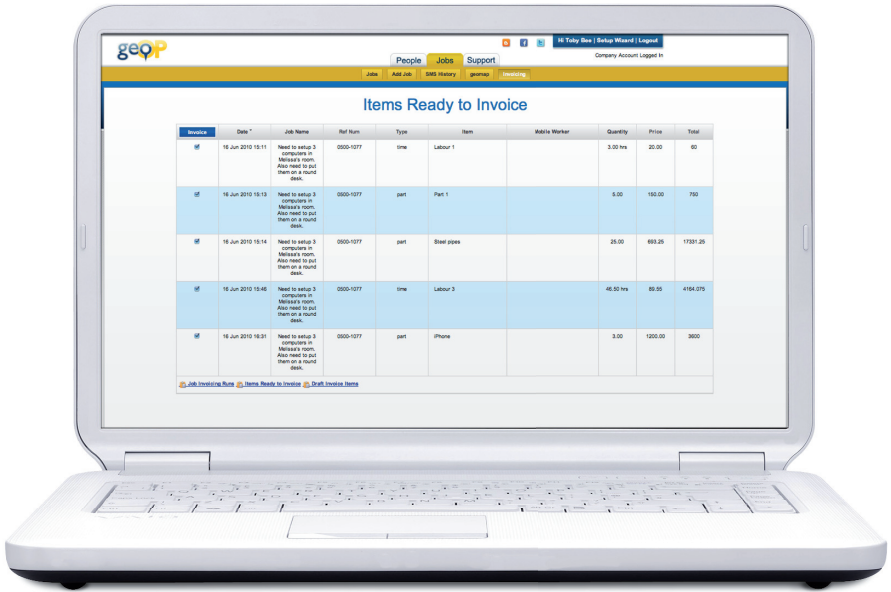
Combining the power of both GeoOP and Xero gives your company a cost effective yet highly efficient system. Dispatch, manage, edit and update jobs in the office or in the field. Add invoices from any location and then in seconds push them into Xero.

Just like Xero brings instant clarity to your business performance and profitability, GeoOP does the same for your operations. With GeoOp you can instantly get a broad overview of all your jobs and mobile staff, and with a few clicks of the mouse you can drill down and see in real time exact details, that up until now could take days to filter back to the office. For instance, using the GeoOp iPhone app, a mobile worker can update their job status in real time, upload photos of the work to be done, record parts and labour items and once the job is finished, he or she can even collect a signature on the iPhone's touch screen.




Once the invoices have been marked as finalised, the admin team can create an invoice run. This will collate all the invoices which can then be batch pushed into Xero. This is done with a few clicks of a mouse and one or even one thousand invoice items (no limit) can be pushed. There is no double-handling of information, no invoice books to process and one of the really beneficial features of this process, is it can be done every minute, hour, day, week or month, depending on the company's needs.

How do you connect GeoOP and Xero? Everything has been pre-configured and is ready to go. Just sign up to GeoOP's free trial (no credit card needed) and test it with your whole team. Mobile invoicing is currently only available on the iPhone app.



Real Time Invoicing

As your team adds invoice items in the field they are collated for your admin team to manage. These can be viewed, edited and updated, providing increased transparency and improved management of your business.



Scheduling

Viewing and editing your whole company's schedule can be done with a click of the mouse. Just click on Schedule in GeoOP to view the current jobs by user, all users and new/unallocated jobs. To change the date and time of a job, simply reschedule it by dragging and dropping it to where it needs to go. It's that easy! Once the job has been updated you can notify your staff via Job2Txt.

Date	Job Name	Ref Num	Type	Item	Mobile Worker	Quantity	Price	Total
09-07-2010 10:18	Washing Machine is broken	10232	time	Removal and repaired bowl		2.00 hrs	85.00	170
09-07-2010 20:19	Washing Machine is broken	10232	part	New bowl part		1.00	75.00	75
09-07-2010 20:22	Hot water not working (example job)	1275	time	Isolated hot water cylinder but found hot water pressure still. Replaced Water Cylinder		2.00 hrs	85.00	170
09-07-2010 20:24	Hot water not working (example job)	1275	part	Water Cylinder 200 litre		1.00	400.00	400
09-07-2010 20:34	Hot water not working (example job)	1275	part	New Fange adaptor		1.00	12.00	12

Invoice Integration
You can either export this invoice as csv and import into your invoicing system or.

Batch Invoicing

All the days, weeks or month's invoices can be sent to Xero in one batch. This drastically reduces double-handling and improves invoice accuracy leading to less disputes and better cash flow.